

**Solution EXPO Theater Presentation .....\$2,500**

Take “center stage” for 20 minutes in the Solution EXPO Theater! This is your opportunity to present your solution, product or innovative leading edge technology to attendees. Topic and content are subject to approval. Scheduling is first come, first served – so sign up for the optimum slot quickly. Available only to sponsors/exhibitors.

**Sponsor Session Submission Guidance**

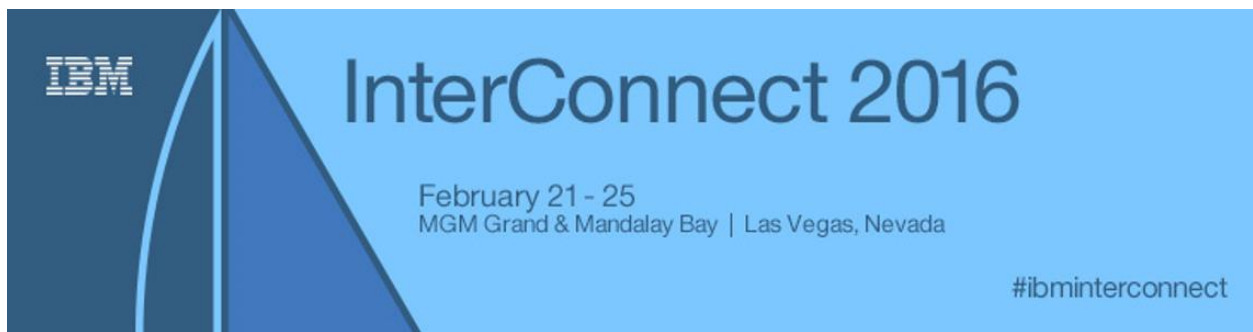
You have purchased a 20-minute Solution EXPO theater presentation at InterConnect 2016. If all deadlines are met, your session(s) will be listed on the Event Connect Attendee Portal.

**Important:**

Presentations should be structured as an educational interchange. All sessions should provide or discuss IBM application solutions, IBM client case studies, best practices, or functional overviews. IBM reserves the right to review all materials and make recommendations prior to accepting Sponsor presentation topics and titles & abstracts, and placing them on the agenda.

**Includes:**

- If all deadlines are met, your session(s) will be promoted on the Web. The EventConnect Attendee Portal will list the session title, session description, and speaker(s) name, company and a brief speaker bio, if desired.
- Solution EXPO theater presentations take place in a premier position on the show floor. Standard set up includes basic A/V (microphone/speakers and a screen on which your presentation will be projected) and seating for attendees.



**Get ready:** To access the online submission form, click the link below. You'll need your sponsor contract number, session abstract and speaker details to complete the form.\* Your contract number can be found on your sponsorship confirmation email. Once you enter your sponsor contract number, the site will automatically verify what session benefit(s) you are entitled to and display the link to submit, or display a message letting you know if you have already entered the maximum number of sessions.

\*Sponsor sessions are subject to review and approval.

### **IMPORTANT DEADLINES**

Deadline to enter and schedule a sponsored session and have it listed on the Event Connect Attendee Portal and in the Conference Daily Newspaper:

**Friday, January 8, 2016**

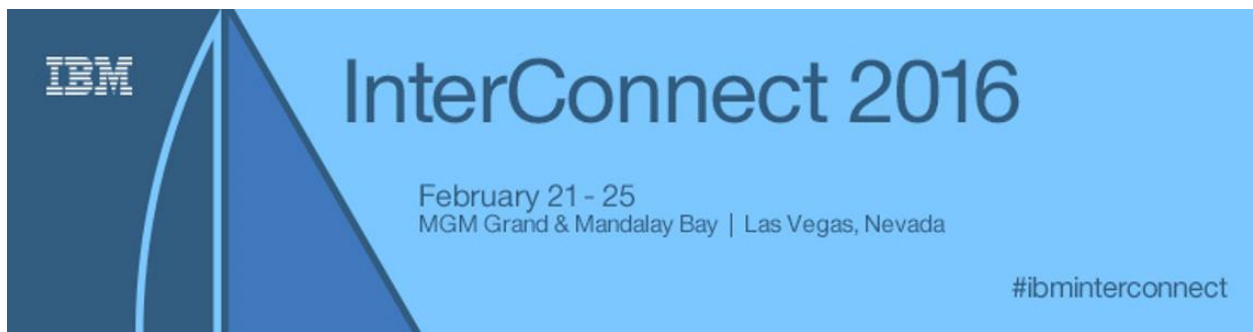
Deadline to enter and schedule a sponsored session and have it listed on Event Connect Attendee Portal but NOT guaranteed to be listed in the Conference Newspaper:

**Friday, February 5, 2016**

### **DESCRIPTIONS OF TOPICS AND SUBTOPICS**

Navigate to the link below for full descriptions of the curriculum's Topics and Subtopics. You will need to select a Topics and Subtopics for each session and these are the choices that will be available to you when you complete the session proposal form:

[https://www-950.ibm.com/events/tools/interconnect/2016ems/pdf/IC2016\\_speakerguidelines.pdf](https://www-950.ibm.com/events/tools/interconnect/2016ems/pdf/IC2016_speakerguidelines.pdf)



**TO BEGIN THE PROPOSAL SUBMISSION PROCESS, CLICK HERE:**

<https://www-304.ibm.com/events/tools/interconnect/2016ems/screens/activity/sponsorCheck.xhtml>

**Please Note:** Users must log in using their IBM ID. If have not yet created your IBM ID, please click the “Create IBM id” button at the bottom left and follow the on screen prompts.

**INSTRUCTIONS TO ENTER SPONSOR SESSION AND SPEAKER DETAILS**

1. Once you click the link above, please enter your IBM ID email address and password to log in. This ID is different from the PartnerWorld ID. If you do not have an IBM ID, click MY IBM ID and follow the instructions to register a new IBM ID. Within a few minutes, your IBM ID will be active.
2. Enter your sponsor contract number, found on your confirmation email, in the corresponding field where it states to “Please enter your sponsor code:” Then click the CHECK CODE button.

Sponsor code \*

3. The site will recognize your session benefit(s) and provide a link to submit the session(s) available to you. Click on the corresponding link to begin.
4. Submit your proposal(s) by completing the required fields in both the ‘Proposal Details’ and the ‘Speaker Assignment’ steps.
  - Titles have a limit of 100 characters maximum including spaces.
  - Abstracts have a limit of 750 characters maximum including spaces.
  - When you are done updating the Proposal Details, click the **“Save and Continue”** button at the bottom of the form. This will take you to the Speaker Assignment step.
  - On the Speaker Assignment step, you will assign the speaker(s) who will present the session. Remember that a speaker must first have a speaker profile before he/she can be assigned to a session.

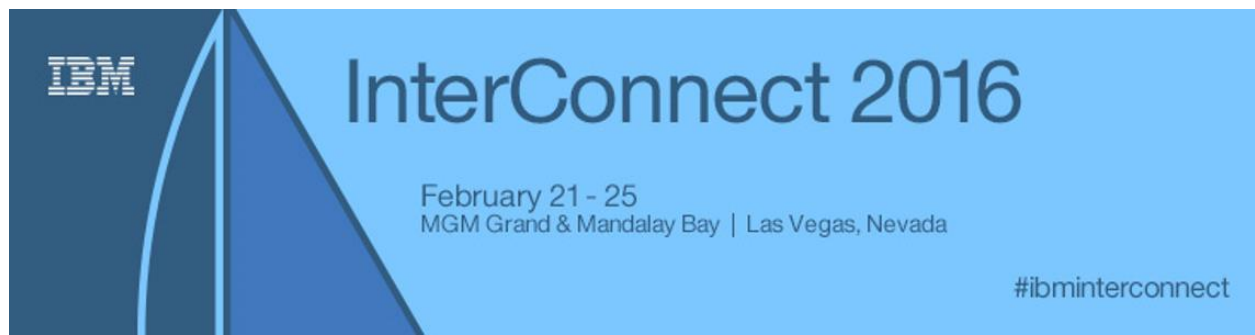


# InterConnect 2016

February 21 - 25  
MGM Grand & Mandalay Bay | Las Vegas, Nevada

#ibminterconnect

- To add a speaker profile, enter the speaker's information in either the last name OR the email field and click the **"Search"** button. If the search result locates the necessary speaker profile, click **"Select"** next to the speaker name within the Speaker Search Results section to attach that speaker to the proposal record. Repeat this step as needed. If the speaker is not found, you will need to select **"Create a speaker profile"** from the right hand navigation.
    - **Creating a new Speaker Profile:** A speaker profile must be created for each presenter at the conference. This enables your proposed speaker to appear in the list of available speakers when assigning speakers to a session proposal. If the speaker you are adding is already in our database, you will not need to create a speaker profile for that speaker.
  - When you have created the new speaker profile, please select **Return to the proposal Submission Process** and locate your Session Proposal within the **Session Proposals** area and navigate to the **Update Assigned Speakers** area (on the right nav). From this area, you can search for the speaker, based on the new profile created, and assign that speaker to your session.
  - **NOTE:** Solution EXPO theater presentations have a limit of 2 speakers per session.
  - **IMPORTANT:** After you have updated the speaker assignments, click the **"Finish"** button on this page. If you forget to click the "Finish" button, your proposal will remain in "Draft" status. Proposals in "Draft" status are incomplete and may not be processed in a timely manner. You may login and update your "Draft" proposal using the "Update" link on the website.
5. You will receive an auto reply acknowledging your proposal. This email will provide a 4-digit session ID number for you to reference for future inquiries.
  6. Once this is complete, please send an email to [interconnectspeaker@maritztravel.com](mailto:interconnectspeaker@maritztravel.com) to have your session reviewed. We will check your session for completion and will send you instructions for scheduling your session.



\*Please bring your presentation to the theater on a laptop, USB device or iPad. The following devices and connections will be available to connect your presentation to the theater monitor:

- Laptop Computer
- Adapter for Apple Devices
- Adapter for PC Devices
- iPad Connection

**Note:** Speakers will be notified by email prior to the event about session schedule, presentation deliverables and other helpful guidance. Please ensure you work with your speakers to ensure they meet all speaker deadlines.

If you have questions regarding the completion of your session submission or speaker details, please email the speaker inbox at

[interconnectspeaker@maritztravel.com](mailto:interconnectspeaker@maritztravel.com).

#### FOR MORE INFORMATION:

To secure this promotion, contact Bob Melton ([bmelton@us.ibm.com](mailto:bmelton@us.ibm.com), 770-804-1162) or Anthony Ramon ([aramon@us.ibm.com](mailto:aramon@us.ibm.com), 510-769-5606)

If your promotion is already purchased and you have questions, please send an email to [InterConnect2016@gpj.com](mailto:InterConnect2016@gpj.com).